

Weyn-Lauwers N.V.

Industriepark-Noord 12
B - 9100 SINT-NIKLAAS

Tel. : 00 32 (0)3 776.34.13
Fax : 00 32 (0)3 778.09.52
weynlauwers@weynlauwers.be
www.weynlauwers.be

SIGHT GLASSES & LEVEL GAUGES


FIGURE	DESCRIPTION	CODE	SIZE	face to face (mm)
	fig 866 Stainless steel sight glass with flapper SS316 body and flapper Max. pressure : 16 bar Double tempered glass Temperature range : -10°C/180°C BSP threaded		1/2"	108
			3/4"	108
			1"	119
			5/4"	125
			6/4"	135
			2"	170


FIGURE	DESCRIPTION	CODE	SIZE	face to face (mm)
	fig 867 Stainless steel sight glass with flapper SS316 body and flapper Max. pressure : 16 bar Double tempered glass Temperature range : -10°C/180°C Flanged PN16 raised face		DN 15	130
			DN 20	150
			DN 25	160
			DN 32	180
			DN 40	200
			DN 50	230
			DN 65	290
			DN 80	310
DN100	350			


FIGURE	DESCRIPTION	CODE	SIZE	face to face (mm)
	fig 868 Stainless steel sight glass Butt welding connections SS316 body - Max. pressure : 10 bar Pipe in glass Temperature range : 140°C Stainless steel screws - Tightness seal : food quality & safety CE : A3 #3. Not suitable for gas of group 1		25 mm	150
			38 mm	158
			51 mm	162
			63 mm	162


FIGURE	DESCRIPTION	CODE	SIZE	centre distance (mm)
	fig 869 Stainless steel magnetic level gauge Stainless steel body and float Min. fluid density : 0,8 scale in aluminium Plexiglass glass Flanged PN 16 in stainless steel DN20 Stainless steel bottom flange DN50 for drain Max. pressure : 16 bar Temperature range : 180°C			800
				1000
				1200

FIGURE	DESCRIPTION	CODE	SIZE	centre distance (mm)
	fig 870 Bistable switch for level gauge			